

# Density, Refractive Index, Viscosity, and Speed of Sound in Binary Mixtures of Cyclohexanone with Benzene, Methylbenzene, 1,4-Dimethylbenzene, 1,3,5-Trimethylbenzene, and Methoxybenzene in the Temperature Interval (298.15 to 308.15) K

M. I. Aralaguppi,\* C. V. Jadar, and T. M. Aminabhavi

Department of Chemistry, Karnatak University, Dharwad 580 003, India

Experimental results of density, refractive index, and viscosity at 298.15, 303.15, and 308.15 K and speed of sound at 298.15 K are presented for the binary mixtures of cyclohexanone with benzene, methylbenzene, 1,4-dimethylbenzene, 1,3,5-trimethylbenzene, and methoxybenzene over the whole range of the mixture composition. From these data, excess molar volume,  $V^E$ , deviations in molar refraction,  $\Delta R$ , viscosity,  $\Delta\eta$ , speed of sound,  $\Delta u$ , and isentropic compressibility,  $\Delta k_S$ , have been calculated. These results are fit to a Redlich–Kister type polynomial equation. These results are further discussed in terms of the type of intermolecular interactions between the components.

## Introduction

Cyclohexanone is a versatile cyclic ketone used in organic syntheses and in many industrial applications. Aromatics are used as solvents in a number of engineering areas. Extensive physical property data on the binary mixtures of cyclohexanone with monocyclic and substituted monocyclic aromatics are not available in the earlier literature. Hence, it was felt essential to obtain physical property data on these mixtures. In our earlier papers, we have measured the physical property data on the binary mixtures comprising aromatic liquids (Aminabhavi et al., 1988, 1989; Aralaguppi et al., 1992a,b,1993). As a further contribution in this area, we present here the experimental data on density,  $\rho$ , viscosity,  $\eta$ , refractive index,  $n_D$ , for the sodium D-line, and speed of sound,  $u$ , for the binary mixtures of cyclohexanone with benzene, methylbenzene, 1,4-dimethylbenzene, 1,3,5-trimethylbenzene, and methoxybenzene. Of these, the values of  $\rho$ ,  $\eta$ , and  $n_D$  have been measured at 298.15, 303.15, and 308.15 K, while the values of  $u$  are measured only at 298.15 K. From these results, excess molar volume,  $V^E$ , deviations in Lorenz–Lorentz molar refractivity,  $\Delta R$ , viscosity,  $\Delta\eta$ , speed of sound,  $\Delta u$ , and isentropic compressibility,  $\Delta k_S$ , have been computed. Calculated results have been fit to the Redlich and Kister (1948) equation to derive the binary coefficients and the standard error values between the experimentally derived data and the calculated quantities. Results of this study have been discussed in terms of the nature of mixing processes and the type of interactions between components of the mixtures.

## Experimental Section

**Materials.** High-purity spectroscopic and HPLC grade samples of cyclohexanone, benzene, methylbenzene, 1,4-dimethylbenzene, 1,3,5-trimethylbenzene, and methoxybenzene were purchased from s.d. fine Chemicals Ltd., Mumbai, India. Their GC analyses indicated purities of

**Table 1. Comparison of Density ( $\rho$ ) and Refractive Index ( $n_D$ ) Data for Liquids at 298.15 K with the Literature**

| liquids                | $\rho/(\text{g}\cdot\text{cm}^{-3})$ |                     | $n_D$  |                     |
|------------------------|--------------------------------------|---------------------|--------|---------------------|
|                        | expt                                 | lit.                | expt   | lit.                |
| cyclohexanone          | 0.9412                               | 0.9418 <sup>a</sup> | 1.4485 | 1.4480 <sup>a</sup> |
| benzene                | 0.8737                               | 0.8742 <sup>b</sup> | 1.4982 | 1.4979 <sup>b</sup> |
| methylbenzene          | 0.8620                               | 0.8627 <sup>b</sup> | 1.4944 | 1.4941 <sup>b</sup> |
| 1,4-dimethylbenzene    | 0.8567                               | 0.8567 <sup>c</sup> | 1.4937 | 1.4933 <sup>a</sup> |
| 1,3,5-trimethylbenzene | 0.8611                               | 0.8615 <sup>b</sup> | 1.4972 | 1.4966 <sup>b</sup> |
| methoxybenzene         | 0.9902                               | 0.9897 <sup>b</sup> | 1.5155 | 1.5144 <sup>b</sup> |

<sup>a</sup> Riddick et al. (1986). <sup>b</sup> Aralaguppi et al. (1992). <sup>c</sup> Singh et al. (1994).

99.6, 99.8, 99.7, 99.5, 99.0, and 98.5 mol %, respectively. All of the samples were used without further purification. Experimental results of  $\rho$  and  $n_D$  of the pure liquids are compared at 298.15 K with the published data in Table 1.

**Measurements.** Experimental details about the preparation of binary mixtures and measurements of mass, density, refractive index, speed of sound, and viscosity of pure liquids and binary mixtures are the same as those described previously (Aminabhavi and Bindu, 1994; Aminabhavi et al., 1994, 1996; Aralaguppi et al., 1991). The binary mixtures were prepared by mass by mixing the calculated volumes of liquid components in specially designed airtight glass stoppered bottles. The mass measurements ( $\pm 0.01$  mg) were made using an electronic balance (Mettler AE 240). A set of nine compositions was prepared for each system, and their physical properties were measured the same day. The reproducibility in mole fraction was within  $\pm 0.0001$  units. Densities of pure liquids and their mixtures were measured using the double arm pycnometer having a bulb volume of  $15\text{ cm}^3$  and a capillary bore with an internal diameter of 1 mm. Double distilled, deionized, and degassed water with a specific conductance of  $1 \times 10^{-4}\ \Omega^{-1}\cdot\text{cm}^{-1}$  was used for calibration. For all the mixtures and pure solvents, triplicate measurements were performed and the average of these values was considered in all calculations. Density values are accurate to  $\pm 0.0002\ \text{g}\cdot\text{cm}^{-3}$ .

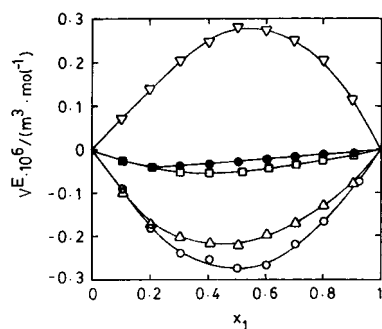
\* Author to whom correspondence should be addressed. Fax: 91-836-747884. E-mail: karuni@bgl.vsnl.net.in.

**Table 2. Experimental Density ( $\rho$ ), Refractive Index ( $n_D$ ), Viscosity ( $\eta$ ), and Speed of Sound ( $u$ ) of the Binary Mixtures at Different Temperatures**

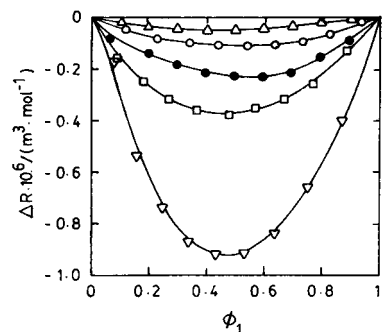
| $x_1$  | $\rho^l$<br>( $\text{g}\cdot\text{cm}^{-3}$ ) | $n_D$  | $\eta^l$<br>( $\text{mPa}\cdot\text{s}$ ) | $u^l$<br>( $\text{m}\cdot\text{s}^{-1}$ ) | $x_1$  | $\rho^l$<br>( $\text{g}\cdot\text{cm}^{-3}$ ) | $n_D$  | $\eta^l$<br>( $\text{mPa}\cdot\text{s}$ ) | $u^l$<br>( $\text{m}\cdot\text{s}^{-1}$ ) | $x_1$  | $\rho^l$<br>( $\text{g}\cdot\text{cm}^{-3}$ ) | $n_D$  | $\eta^l$<br>( $\text{mPa}\cdot\text{s}$ ) | $u^l$<br>( $\text{m}\cdot\text{s}^{-1}$ ) |
|--|---|--------|---|---|--------|---|--------|---|---|--------|---|--------|---|---|
| Cyclohexanone (1) + Benzene (2)                |   |        |   |   |        |   |        |   |   |        |   |        |   |   |
| 298.15 K                                       |   |        |   |   |        |   |        |   |   |        |   |        |   |   |
| 0.0000   | 0.8737  | 1.4982 | 0.607                                     | 1296                                      | 0.4039 | 0.9062  | 1.4766 | 0.888                                     | 1364                                      | 0.8023 | 0.9316  | 1.4574 | 1.472                                     | 1400                                      |
| 0.1014   | 0.8825  | 1.4924 | 0.661                                     | 1320                                      | 0.5020 | 0.9131  | 1.4717 | 0.996                                     | 1374                                      | 0.9237 | 0.9381  | 1.4521 | 1.773                                     | 1408                                      |
| 0.1996   | 0.8908  | 1.4871 | 0.726                                     | 1336                                      | 0.5997 | 0.9196  | 1.4670 | 1.122                                     | 1384                                      | 1.0000 | 0.9420  | 1.4485 | 2.229                                     | 1412                                      |
| 0.3037   | 0.8990  | 1.4817 | 0.803                                     | 1352                                      | 0.7018 | 0.9257  | 1.4620 | 1.280                                     | 1392                                      |        |   |        |   |   |
| 303.15 K                                       |   |        |   |   |        |   |        |   |   |        |   |        |   |   |
| 0.0000   | 0.8682  | 1.4968 | 0.564                                     |   | 0.4039 | 0.9012  | 1.4732 | 0.824                                     |   | 0.8023 | 0.9269  | 1.4551 | 1.346                                     |   |
| 0.1014   | 0.8773  | 1.4890 | 0.616                                     |   | 0.5020 | 0.9083  | 1.4686 | 0.942                                     |   | 0.9237 | 0.9339  | 1.4498 | 1.610                                     |   |
| 0.1996   | 0.8856  | 1.4845 | 0.676                                     |   | 0.5997 | 0.9147  | 1.4642 | 1.026                                     |   | 1.0000 | 0.9374  | 1.4463 | 1.799                                     |   |
| 0.3037   | 0.8938  | 1.4786 | 0.747                                     |   | 0.7018 | 0.9209  | 1.4596 | 1.175                                     |   |        |   |        |   |   |
| 308.15 K                                       |   |        |   |   |        |   |        |   |   |        |   |        |   |   |
| 0.0000   | 0.8628  | 1.4917 | 0.528                                     |   | 0.4039 | 0.8964  | 1.4706 | 0.771                                     |   | 0.8023 | 0.9223  | 1.4523 | 1.236                                     |   |
| 0.1014   | 0.8720  | 1.4860 | 0.574                                     |   | 0.5020 | 0.9034  | 1.4659 | 0.850                                     |   | 0.9237 | 0.9291  | 1.4473 | 1.472                                     |   |
| 0.1996   | 0.8805  | 1.4807 | 0.629                                     |   | 0.5997 | 0.9100  | 1.4613 | 0.945                                     |   | 1.0000 | 0.9328  | 1.4439 | 1.635                                     |   |
| 0.3037   | 0.8888  | 1.4755 | 0.694                                     |   | 0.7018 | 0.9164  | 1.4568 | 1.084                                     |   |        |   |        |   |   |
| Cyclohexanone (1) + Methylbenzene (2)          |   |        |   |   |        |   |        |   |   |        |   |        |   |   |
| 298.15 K                                       |   |        |   |   |        |   |        |   |   |        |   |        |   |   |
| 0.0000   | 0.8620  | 1.4944 | 0.559                                     | 1304                                      | 0.4055 | 0.8957  | 1.4765 | 0.824                                     | 1367                                      | 0.7999 | 0.9268  | 1.4583 | 1.391                                     | 1400                                      |
| 0.1032   | 0.8709  | 1.4900 | 0.610                                     | 1328                                      | 0.5040 | 0.9037  | 1.4720 | 0.922                                     | 1376                                      | 0.9027 | 0.9347  | 1.4533 | 1.654                                     | 1408                                      |
| 0.1997   | 0.8790  | 1.4858 | 0.668                                     | 1344                                      | 0.6020 | 0.9113  | 1.4675 | 1.043                                     | 1384                                      | 1.0000 | 0.9420  | 1.4485 | 2.229                                     | 1412                                      |
| 0.3024   | 0.8874  | 1.4812 | 0.738                                     | 1356                                      | 0.7012 | 0.9191  | 1.4629 | 1.194                                     | 1392                                      |        |   |        |   |   |
| 303.15 K                                       |   |        |   |   |        |   |        |   |   |        |   |        |   |   |
| 0.0000   | 0.8572  | 1.4914 | 0.526                                     |   | 0.4055 | 0.8913  | 1.4737 | 0.767                                     |   | 0.7999 | 0.9223  | 1.4558 | 1.273                                     |   |
| 0.1032   | 0.8662  | 1.4871 | 0.573                                     |   | 0.5040 | 0.8990  | 1.4692 | 0.854                                     |   | 0.9027 | 0.9302  | 1.4512 | 1.505                                     |   |
| 0.1997   | 0.8744  | 1.4825 | 0.625                                     |   | 0.6020 | 0.9068  | 1.4648 | 0.972                                     |   | 1.0000 | 0.9374  | 1.4463 | 1.799                                     |   |
| 0.3024   | 0.8827  | 1.4785 | 0.689                                     |   | 0.7012 | 0.9147  | 1.4603 | 1.103                                     |   |        |   |        |   |   |
| 308.15 K                                       |   |        |   |   |        |   |        |   |   |        |   |        |   |   |
| 0.0000   | 0.8526  | 1.4887 | 0.498                                     |   | 0.4055 | 0.8866  | 1.4712 | 0.721                                     |   | 0.7999 | 0.9177  | 1.4535 | 1.183                                     |   |
| 0.1032   | 0.8615  | 1.4843 | 0.543                                     |   | 0.5040 | 0.8945  | 1.4668 | 0.799                                     |   | 0.9027 | 0.9256  | 1.4487 | 1.382                                     |   |
| 0.1997   | 0.8698  | 1.4803 | 0.590                                     |   | 0.6020 | 0.9022  | 1.4624 | 0.903                                     |   | 1.0000 | 0.9328  | 1.4439 | 1.635                                     |   |
| 0.3024   | 0.8782  | 1.4758 | 0.648                                     |   | 0.7012 | 0.9101  | 1.4580 | 1.020                                     |   |        |   |        |   |   |
| Cyclohexanone (1) + 1,4-Dimethylbenzene (2)    |   |        |   |   |        |   |        |   |   |        |   |        |   |   |
| 298.15 K                                       |   |        |   |   |        |   |        |   |   |        |   |        |   |   |
| 0.0000   | 0.8567  | 1.4937 | 0.610                                     | 1320                                      | 0.4023 | 0.8879  | 1.4770 | 0.834                                     | 1365                                      | 0.7967 | 0.9223  | 1.4587 | 1.350                                     | 1399                                      |
| 0.1013   | 0.8643  | 1.4893 | 0.655                                     | 1332                                      | 0.5186 | 0.8976  | 1.4718 | 0.938                                     | 1376                                      | 0.9005 | 0.9322  | 1.4539 | 1.617                                     | 1407                                      |
| 0.2048   | 0.8722  | 1.4853 | 0.702                                     | 1344                                      | 0.6081 | 0.9053  | 1.4680 | 1.040                                     | 1384                                      | 1.0000 | 0.9420  | 1.4485 | 2.229                                     | 1412                                      |
| 0.3016   | 0.8798  | 1.4812 | 0.762                                     | 1354                                      | 0.7034 | 0.9138  | 1.4634 | 1.194                                     | 1392                                      |        |   |        |   |   |
| 303.15 K                                       |   |        |   |   |        |   |        |   |   |        |   |        |   |   |
| 0.0000   | 0.8523  | 1.4909 | 0.570                                     |   | 0.4023 | 0.8834  | 1.4748 | 0.777                                     |   | 0.7967 | 0.9178  | 1.4565 | 1.237                                     |   |
| 0.1013   | 0.8600  | 1.4869 | 0.612                                     |   | 0.5186 | 0.8931  | 1.4699 | 0.871                                     |   | 0.9005 | 0.9278  | 1.4514 | 1.481                                     |   |
| 0.2048   | 0.8679  | 1.4830 | 0.657                                     |   | 0.6081 | 0.9009  | 1.4655 | 0.965                                     |   | 1.0000 | 0.9374  | 1.4463 | 1.799                                     |   |
| 0.3016   | 0.8754  | 1.4785 | 0.711                                     |   | 0.7034 | 0.9092  | 1.4609 | 1.088                                     |   |        |   |        |   |   |
| 308.15 K                                       |   |        |   |   |        |   |        |   |   |        |   |        |   |   |
| 0.0000   | 0.8480  | 1.4881 | 0.539                                     |   | 0.4023 | 0.8791  | 1.4719 | 0.728                                     |   | 0.7967 | 0.9133  | 1.4545 | 1.144                                     |   |
| 0.1013   | 0.8556  | 1.4843 | 0.574                                     |   | 0.5186 | 0.8887  | 1.4671 | 0.819                                     |   | 0.9005 | 0.9231  | 1.4490 | 1.354                                     |   |
| 0.2048   | 0.8634  | 1.4803 | 0.618                                     |   | 0.6081 | 0.8964  | 1.4632 | 0.897                                     |   | 1.0000 | 0.9328  | 1.4439 | 1.635                                     |   |
| 0.3016   | 0.8710  | 1.4761 | 0.667                                     |   | 0.7034 | 0.9048  | 1.4587 | 1.010                                     |   |        |   |        |   |   |
| Cyclohexanone (1) + 1,3,5-Trimethylbenzene (2) |   |        |   |   |        |   |        |   |   |        |   |        |   |   |
| 298.15 K                                       |   |        |   |   |        |   |        |   |   |        |   |        |   |   |
| 0.0000   | 0.8611  | 1.4972 | 0.658                                     | 1340                                      | 0.4042 | 0.8866  | 1.4797 | 0.882                                     | 1374                                      | 0.8014 | 0.9201  | 1.4594 | 1.375                                     | 1401                                      |
| 0.0996   | 0.8668  | 1.4950 | 0.702                                     | 1350                                      | 0.5038 | 0.8939  | 1.4750 | 0.965                                     | 1381                                      | 0.8988 | 0.9304  | 1.4540 | 1.607                                     | 1407                                      |
| 0.1988   | 0.8729  | 1.4890 | 0.750                                     | 1358                                      | 0.6020 | 0.9019  | 1.4701 | 1.067                                     | 1388                                      | 1.0000 | 0.9420  | 1.4485 | 2.229                                     | 1412                                      |
| 0.3039   | 0.8796  | 1.4843 | 0.810                                     | 1366                                      | 0.7001 | 0.9105  | 1.4649 | 1.193                                     | 1395                                      |        |   |        |   |   |
| 303.15 K                                       |   |        |   |   |        |   |        |   |   |        |   |        |   |   |
| 0.0000   | 0.8571  | 1.4945 | 0.619                                     |   | 0.4042 | 0.8823  | 1.4773 | 0.819                                     |   | 0.8014 | 0.9157  | 1.4568 | 1.258                                     |   |
| 0.0996   | 0.8627  | 1.4909 | 0.657                                     |   | 0.5038 | 0.8897  | 1.4726 | 0.896                                     |   | 0.8988 | 0.9260  | 1.4517 | 1.484                                     |   |
| 0.1988   | 0.8687  | 1.4865 | 0.702                                     |   | 0.6020 | 0.8975  | 1.4678 | 0.987                                     |   | 1.0000 | 0.9374  | 1.4463 | 1.799                                     |   |
| 0.3039   | 0.8753  | 1.4821 | 0.755                                     |   | 0.7001 | 0.9062  | 1.4623 | 1.115                                     |   |        |   |        |   |   |
| 308.15 K                                       |   |        |   |   |        |   |        |   |   |        |   |        |   |   |
| 0.0000   | 0.8528  | 1.4921 | 0.585                                     |   | 0.4042 | 0.8780  | 1.4750 | 0.765                                     |   | 0.8014 | 0.9113  | 1.4544 | 1.168                                     |   |
| 0.0996   | 0.8585  | 1.4886 | 0.619                                     |   | 0.5038 | 0.8854  | 1.4702 | 0.835                                     |   | 0.8988 | 0.9216  | 1.4491 | 1.373                                     |   |
| 0.1988   | 0.8645  | 1.4841 | 0.659                                     |   | 0.6020 | 0.8934  | 1.4654 | 0.915                                     |   | 1.0000 | 0.9328  | 1.4439 | 1.635                                     |   |
| 0.3039   | 0.8713  | 1.4796 | 0.706                                     |   | 0.7001 | 0.9019  | 1.4600 | 1.027                                     |   |        |   |        |   |   |
| Cyclohexanone (1) + Methoxybenzene(2)          |   |        |   |   |        |   |        |   |   |        |   |        |   |   |
| 298.15 K                                       |   |        |   |   |        |   |        |   |   |        |   |        |   |   |
| 0.0000   | 0.9902  | 1.5155 | 1.017                                     | 1420                                      | 0.4020 | 0.9716  | 1.4888 | 1.194                                     | 1408                                      | 0.7976 | 0.9522  | 1.4621 | 1.558                                     | 1412                                      |
| 0.1002   | 0.9858  | 1.5089 | 1.048                                     | 1428                                      | 0.5032 | 0.9667  | 1.4820 | 1.245                                     | 1420                                      | 0.8978 | 0.9471  | 1.4553 | 1.732                                     | 1416                                      |
| 0.2031   | 0.9811  | 1.5022 | 1.096                                     | 1432                                      | 0.6017 | 0.9619  | 1.4752 | 1.331                                     | 1412                                      | 1.0000 | 0.9420  | 1.4485 | 2.229                                     | 1412                                      |
| 0.3030   | 0.9764  | 1.4955 | 1.131                                     | 1416                                      | 0.7000 | 0.9570  | 1.4686 | 1.440                                     | 1416                                      |        |   |        |   |   |

Table 2 (Continued)

| $x_1$                                 | $\rho^l$<br>(g·cm <sup>-3</sup> ) | $n_D$  | $\eta^l$<br>(mPa·s) | $u^l$<br>(m·s <sup>-1</sup> ) | $x_1$  | $\rho^l$<br>(g·cm <sup>-3</sup> ) | $n_D$  | $\eta^l$<br>(mPa·s) | $u^l$<br>(m·s <sup>-1</sup> ) | $x_1$  | $\rho^l$<br>(g·cm <sup>-3</sup> ) | $n_D$  | $\eta^l$<br>(mPa·s) | $u^l$<br>(m·s <sup>-1</sup> ) |
|---------------------------------------|-----------------------------------|--------|---------------------|-------------------------------|--------|-----------------------------------|--------|---------------------|-------------------------------|--------|-----------------------------------|--------|---------------------|-------------------------------|
| Cyclohexanone (1) + Methoxybenzene(2) |                                   |        |                     |                               |        |                                   |        |                     |                               |        |                                   |        |                     |                               |
| 303.15 K                              |                                   |        |                     |                               |        |                                   |        |                     |                               |        |                                   |        |                     |                               |
| 0.0000                                | 0.9855                            | 1.5123 | 0.941               |                               | 0.4020 | 0.9670                            | 1.4865 | 1.092               |                               | 0.7976 | 0.9476                            | 1.4601 | 1.421               |                               |
| 0.1002                                | 0.9811                            | 1.5068 | 0.968               |                               | 0.5032 | 0.9621                            | 1.4797 | 1.151               |                               | 0.8978 | 0.9428                            | 1.4536 | 1.578               |                               |
| 0.2031                                | 0.9765                            | 1.4993 | 1.004               |                               | 0.6017 | 0.9573                            | 1.4728 | 1.220               |                               | 1.0000 | 0.9374                            | 1.4463 | 1.799               |                               |
| 0.3030                                | 0.9718                            | 1.4926 | 1.044               |                               | 0.7000 | 0.9525                            | 1.4662 | 1.304               |                               |        |                                   |        |                     |                               |
| 308.15 K                              |                                   |        |                     |                               |        |                                   |        |                     |                               |        |                                   |        |                     |                               |
| 0.0000                                | 0.9809                            | 1.5097 | 0.874               |                               | 0.4020 | 0.9625                            | 1.4837 | 1.012               |                               | 0.7976 | 0.9431                            | 1.4574 | 1.306               |                               |
| 0.1002                                | 0.9765                            | 1.5034 | 0.905               |                               | 0.5032 | 0.9576                            | 1.4770 | 1.060               |                               | 0.8978 | 0.9380                            | 1.4508 | 1.444               |                               |
| 0.2031                                | 0.9719                            | 1.4968 | 0.930               |                               | 0.6017 | 0.9528                            | 1.4704 | 1.127               |                               | 1.0000 | 0.9328                            | 1.4439 | 1.635               |                               |
| 0.3030                                | 0.9672                            | 1.4902 | 0.966               |                               | 0.7000 | 0.9480                            | 1.4638 | 1.207               |                               |        |                                   |        |                     |                               |



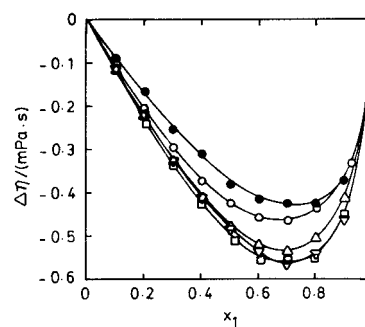
**Figure 1.** Plots of excess molar volume vs mole fraction for mixtures of cyclohexanone with (○) benzene, (△) methylbenzene, (□) 1,4-dimethylbenzene, (▽) 1,3,5-trimethylbenzene, and (●) methoxybenzene at 298.15 K.



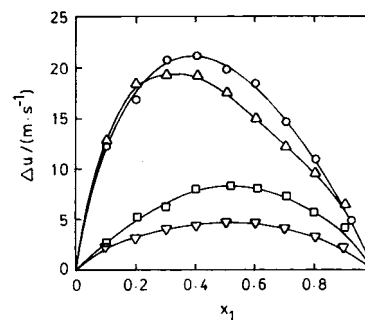
**Figure 2.** Plots of deviation in molar refractivity vs volume fraction for mixtures of cyclohexanone with aromatics at 298.15 K. Symbols are the same as those given in Figure 1.

Viscosities were measured using a Cannon Fenske Viscometer (size 75, ASTM D 445 supplied by Industrial Research Glassware Ltd., Roselle, NJ). An electronic digital stopwatch with a readability of  $\pm 0.01$  s was used for the flow time measurements. The measured viscosity values are accurate to  $\pm 0.001$  mPa·s. Calibrations of the pycnometer and viscometer are the same as those described earlier (Aminabhavi and Bindu, 1994; Aminabhavi et al., 1994).

Refractive indices for the sodium D-line were measured using a thermostatically controlled Abbe refractometer (Atago 3T). A minimum of three independent readings were taken for each composition, and their average is taken for calculation. The refractive index values are accurate to  $\pm 0.0001$  units. The speed of sound values were measured using a variable path single crystal interferometer (Model M-84, Mittal Enterprises, New Delhi, India). The interferometer was used at a frequency of 1 kHz and was calibrated using benzene and toluene. The speed of sound values are accurate to  $\pm 2$  m·s<sup>-1</sup>. In all of the property measurements, an INSREF, Model 016 AP thermostat was used at a constant digital temperature, with a display accurate to



**Figure 3.** Plots of deviation in viscosity vs mole fraction for mixtures of cyclohexanone with aromatics at 298.15 K. Symbols are the same as those given in Figure 1.



**Figure 4.** Plots of deviation in speed of sound vs mole fraction for mixtures of cyclohexanone with aromatics at 298.15 K. Symbols are the same as those given in Figure 1.

$\pm 0.01$  K. The results of  $\rho$ ,  $n_D$ ,  $\eta$ , and  $u$  compiled in Table 2 represent the averages of three independent measurements for each composition of the mixture.

A Julabo immersion cooler (FT 200, Julabo Labortechnik GmbH) was used to cool the water bath. This unit was installed at the intake of a heating circulator to draw the heat away from the circulating bath liquid. The immersion probe was connected to the instrument with a flexible and insulated tube. To prevent the immersion probe from icing, it was completely immersed into the bath liquid.

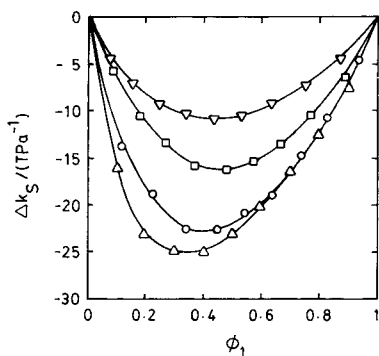
## Results and Discussion

The results of  $V^E$ ,  $\Delta R$ ,  $\Delta\eta$ ,  $\Delta u$ , and  $\Delta k_S$  of the mixtures have been calculated using the average values of  $\rho$ ,  $\eta$ ,  $n_D$ , and  $u$  given Table 2, from the following equations used earlier (Aminabhavi and Bindu, 1994; Aminabhavi et al., 1996):

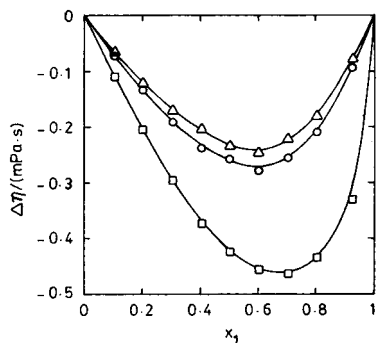
$$V^E = V_m - V_1x_1 - V_2x_2 \quad (1)$$

$$\Delta Y = Y_m - Y_1x_1 - Y_2x_2 \quad (2)$$

where  $V_m$  is molar volume of the mixture calculated as



**Figure 5.** Plots of deviation in isentropic compressibility vs volume fraction for mixtures of cyclohexanone with aromatics at 298.15 K. Symbols are the same as those given in Figure 1.



**Figure 6.** Plots of deviation in viscosity vs temperature for the cyclohexanone + benzene mixture: 298.15 K (□); 303.15 K (○); 308.15 K (Δ).

suggested before (Aminabhavi and Bindu, 1994; Aminabhavi et al., 1996);  $V_1$  and  $V_2$  are molar volumes of the pure components;  $x_i$  represents the mole fraction of the  $i$ th component of the mixture;  $\Delta Y$  represents  $\Delta R$ ,  $\Delta\eta$ ,  $\Delta u$ , and  $\Delta k_s$ , respectively;  $Y_m$  is the respective mixture property, viz., molar refractivity,  $R$  (calculated from the Lorentz–Lorenz relation), viscosity, speed of sound, and isentropic compressibility for the binary mixtures; and  $Y_i$  refers to pure component properties. In the calculations of  $\Delta R$  and  $\Delta k_s$ , the volume fraction,  $\phi_i$ , was used instead of mole fraction (Aminabhavi and Bindu, 1994; Aminabhavi et al., 1996, 1997). However, for the calculation of other quantities the mole fraction was used.

The results of excess molar volume vs mole fraction,  $x_1$ , of cyclohexanone at 298.15 K are presented in Figure 1. A large negative  $V^E$  is observed for the cyclohexanone + benzene mixture, showing the presence of specific interactions. With increasing methyl group substitution on benzene such as in methylbenzene, 1,4-dimethylbenzene, and 1,3,5-trimethylbenzene, the  $V^E$  values become less negative, exhibiting the expansion in volume due to the presence of bulkier methyl groups. The  $V^E$  values of the cyclohexanone + methoxybenzene mixture are negative but exhibit slightly higher values than those observed for the cyclohexanone + 1,4-dimethylbenzene mixture. Only in the case of cyclohexanone + 1,3,5-trimethylbenzene is a large positive  $V^E$  observed, which is attributed to the presence of weak dispersion type interactions. Almost the same trend was observed earlier with the methyl acetoacetate + aromatic mixtures (Aralaguppi et al., 1992a).

The values of  $\Delta R$  vs  $\phi_1$  at 298.15 K presented in Figure 2 are negative for all mixtures, and their magnitudes decrease with increasing substitution of methyl groups on benzene. However, for the mixtures of cyclohexanone +

**Table 3.** Estimated Parameters of Excess Functions for Mixtures

| function  | temp/K | $A_0$  | $A_1$  | $A_2$  | $\sigma$ |
|---|--------|--------|--------|--------|----------|
| Cyclohexanone (1) + Benzene (2)                             |        |        |        |        |          |
| $V^E \times 10^6 / (\text{m}^3 \cdot \text{mol}^{-1})$      | 298.15 | -1.093 | -0.041 | 0.056  | 0.008    |
|   | 303.15 | -1.117 | -0.011 | -0.281 | 0.019    |
|   | 308.15 | -1.235 | -0.008 | -0.148 | 0.008    |
| $\Delta R \times 10^6 / (\text{m}^3 \cdot \text{mol}^{-1})$ | 298.15 | -0.450 | 0.006  | -0.034 | 0.005    |
|   | 303.15 | -0.695 | 0.283  | -0.216 | 0.019    |
|   | 308.15 | -0.563 | 0.021  | -0.028 | 0.005    |
| $\Delta\eta / (\text{mPa} \cdot \text{s})$                  | 298.15 | -1.648 | 1.264  | -1.290 | 0.038    |
|   | 303.15 | -1.037 | 0.388  | -0.112 | 0.009    |
|   | 308.15 | -1.935 | 0.315  | -0.007 | 0.005    |
| $\Delta u / (\text{m} \cdot \text{s}^{-1})$                 | 298.15 | 80.19  | 34.25  | 26.73  | 0.562    |
| $\Delta k_s / (\text{TPa}^{-1})$                            | 298.15 | -87.36 | 33.77  | -23.74 | 0.495    |
| Cyclohexanone (1) + Methylbenzene (2)                       |        |        |        |        |          |
| $V^E \times 10^6 / (\text{m}^3 \cdot \text{mol}^{-1})$      | 298.15 | -0.861 | -0.194 | -0.203 | 0.004    |
|   | 303.15 | -0.925 | -0.131 | -0.276 | 0.008    |
|   | 308.15 | -0.961 | -0.137 | -0.264 | 0.007    |
| $\Delta R \times 10^6 / (\text{m}^3 \cdot \text{mol}^{-1})$ | 298.15 | -0.195 | 0.078  | 0.072  | 0.001    |
|   | 303.15 | -0.244 | 0.092  | 0.017  | 0.011    |
|   | 308.15 | -0.232 | 0.087  | 0.036  | 0.001    |
| $\Delta\eta / (\text{mPa} \cdot \text{s})$                  | 298.15 | -1.860 | 1.507  | -1.414 | 0.033    |
|   | 303.15 | -1.234 | 0.592  | -0.280 | 0.004    |
|   | 308.15 | -1.076 | 0.486  | -0.171 | 0.003    |
| $\Delta u / (\text{m} \cdot \text{s}^{-1})$                 | 298.15 | 68.91  | 43.61  | 53.51  | 0.417    |
| $\Delta k_s / (\text{TPa}^{-1})$                            | 298.15 | -91.12 | 54.91  | -58.29 | 0.440    |
| Cyclohexanone (1) + 1,4-Dimethylbenzene (2)                 |        |        |        |        |          |
| $V^E \times 10^6 / (\text{m}^3 \cdot \text{mol}^{-1})$      | 298.15 | -0.209 | -0.085 | -0.012 | 0.002    |
|   | 303.15 | -0.170 | -0.124 | -0.296 | 0.007    |
|   | 308.15 | -0.238 | -0.095 | -0.103 | 0.002    |
| $\Delta R \times 10^6 / (\text{m}^3 \cdot \text{mol}^{-1})$ | 298.15 | -1.486 | 0.268  | -0.176 | 0.009    |
|   | 303.15 | -1.427 | 0.148  | -0.263 | 0.014    |
|   | 308.15 | -1.456 | 0.247  | -0.018 | 0.007    |
| $\Delta\eta / (\text{mPa} \cdot \text{s})$                  | 298.15 | -1.936 | 1.650  | -1.594 | 0.038    |
|   | 303.15 | -1.316 | 0.747  | -0.391 | 0.004    |
|   | 308.15 | -1.142 | 0.632  | -0.374 | 0.037    |
| $\Delta u / (\text{m} \cdot \text{s}^{-1})$                 | 298.15 | 32.67  | -5.52  | 4.23   | 0.356    |
| $\Delta k_s / (\text{TPa}^{-1})$                            | 298.15 | -64.17 | 9.56   | -5.21  | 0.280    |
| Cyclohexanone (1) + 1,3,5-Trimethylbenzene (2)              |        |        |        |        |          |
| $V^E \times 10^6 / (\text{m}^3 \cdot \text{mol}^{-1})$      | 298.15 | 1.099  | -0.308 | -0.117 | 0.004    |
|   | 303.15 | 1.117  | -0.197 | -0.111 | 0.008    |
|   | 308.15 | 1.027  | -0.252 | -0.231 | 0.009    |
| $\Delta R \times 10^6 / (\text{m}^3 \cdot \text{mol}^{-1})$ | 298.15 | -3.761 | 0.313  | 0.296  | 0.044    |
|   | 303.15 | -3.713 | 0.264  | -0.146 | 0.011    |
|   | 308.15 | -3.731 | 0.266  | -0.218 | 0.011    |
| $\Delta\eta / (\text{mPa} \cdot \text{s})$                  | 298.15 | -1.880 | 1.734  | -1.687 | 0.037    |
|   | 303.15 | -1.263 | 0.749  | -0.426 | 0.007    |
|   | 308.15 | -1.121 | 0.611  | -0.260 | 0.004    |
| $\Delta u / (\text{m} \cdot \text{s}^{-1})$                 | 298.15 | 18.45  | -0.40  | 8.01   | 0.168    |
| $\Delta k_s / (\text{TPa}^{-1})$                            | 298.15 | -42.56 | 11.42  | -10.15 | 0.195    |
| Cyclohexanone (1) + Methoxybenzene (2)                      |        |        |        |        |          |
| $V^E \times 10^6 / (\text{m}^3 \cdot \text{mol}^{-1})$      | 298.15 | -0.111 | -0.132 | -0.104 | 0.001    |
|   | 303.15 | -0.098 | -0.078 | -0.305 | 0.008    |
|   | 308.15 | -0.182 | -0.124 | -0.055 | 0.001    |
| $\Delta R \times 10^6 / (\text{m}^3 \cdot \text{mol}^{-1})$ | 298.15 | -0.927 | -0.073 | -0.024 | 0.006    |
|   | 303.15 | -0.815 | -0.140 | 0.645  | 0.046    |
|   | 308.15 | -0.843 | -0.083 | 0.136  | 0.006    |
| $\Delta\eta / (\text{mPa} \cdot \text{s})$                  | 298.15 | -1.445 | 1.359  | -1.366 | 0.034    |
|   | 303.15 | -0.889 | 0.486  | -0.258 | 0.002    |
|   | 308.15 | -0.777 | 0.405  | -0.173 | 0.003    |
| $\Delta u / (\text{m} \cdot \text{s}^{-1})$                 | 298.15 | -14.13 | 28.43  | 124.63 | 5.845    |
| $\Delta k_s / (\text{TPa}^{-1})$                            | 298.15 | 8.50   | 18.32  | -88.46 | 4.268    |

methylbenzene, the  $\Delta R$  values are slightly higher than those observed for cyclohexanone + benzene mixtures. The  $\Delta R$  values for the cyclohexanone + methoxybenzene mixture are intermediary to those of the cyclohexanone + benzene or + 1,4-dimethylbenzene mixture. It may be noted that such values are due to the electronic perturbation of the individual molecules during mixing and, therefore, depend very much on the nature of the mixing molecules.

The results of  $\Delta\eta$  vs  $x_1$  at 298.15 K displayed in Figure 3 are also negative for all of the mixtures and these values show a decreasing trend from benzene to 1,4-dimethylben-

zene via methylbenzene. The  $\Delta\eta$  vs  $x_1$  curves for the mixtures of cyclohexanone + 1,4-dimethylbenzene, or + 1,3,5-trimethylbenzene are almost identical, and the curves overlap for both these mixtures. However, in the case of the cyclohexanone + methoxybenzene mixture, the  $\Delta\eta$  values are higher than those observed for all the remaining mixtures.

The results of  $\Delta u$  vs  $x_1$  at 298.15 K presented in Figure 4 are positive for all the mixtures, and these values decrease from benzene to 1,3,5-trimethylbenzene. The speed of sound values for pure cyclohexanone and pure methoxybenzene are somewhat similar, i.e., 1412 and 1420  $\text{m}\cdot\text{s}^{-1}$ , respectively, and hence, the  $\Delta u$  values for these mixtures could not be obtained with sufficient accuracy. Therefore, the  $\Delta u$  data for these mixtures are not presented in Figure 4. The results of  $\Delta k_S$  vs  $\varphi_1$  for all of the mixtures except that of cyclohexanone + methoxybenzene are presented in Figure 5. In these mixtures, the values of  $\Delta k_S$  are negative and vary via the following sequence: 1,3,5-trimethylbenzene > 1,4-dimethylbenzene > benzene > methylbenzene.

With regard to the temperature dependence of  $V^E$  and  $\Delta R$ , these do not show any systematic variations. However, the  $\Delta\eta$  values increase with increasing temperature for all of the mixtures. A typical plot of this dependence is shown in Figure 6 for the cyclohexanone + benzene mixture.

The values of  $V^E$ ,  $\Delta R$ ,  $\Delta\eta$ ,  $\Delta u$ , and  $\Delta k_S$  have been fitted to the Redlich and Kister (1948) polynomial equation to derive the binary coefficients,  $A_j$ , and standard deviations,  $\sigma$ , between the observed and calculated quantities.

$$\Delta Y = x_1 x_2 \sum_{j=1}^K A_j (x_2 - x_1)^{j-1} \quad (3)$$

$$\sigma = \left( \sum ((V^E \text{ or } \Delta Y)_{\text{calc}} - (V^E \text{ or } \Delta Y)_{\text{expt}})^2 / (n - m) \right)^{1/2} \quad (4)$$

The parameters  $A_j$  and standard errors,  $\sigma$ , are presented in Table 3. It may be noted that while the  $\Delta R$  and  $\Delta k_S$  values were fitted,  $\varphi_1$  was used in eq 3 instead of mole fraction.

### Literature Cited

- Aminabhavi, T. M.; Bindu, G. Densities, Shear Viscosities, Refractive Indices, and Speeds of Sound of Bis(2-methoxyethyl) ether with Nonane, Decane, Dodecane, Tetradecane, and Hexadecane at 298.15, 308.15, and 318.15 K. *J. Chem. Eng. Data* **1994**, *39*, 529–534.
- Aminabhavi, T. M.; Patil, V. B. Density, Refractive Index, Viscosity, and Speed of Sound in Binary Mixtures of Ethenylbenzene with Hexane, Heptane, Octane, Nonane Decane, and Dodecane. *J. Chem. Eng. Data* **1997**, *42*, 641–646.
- Aminabhavi, T. M.; Manjeshwar, L. S.; Joshi, S. S.; Balundgi, R. H.; Halligudi, S. B. Thermodynamic Properties of Binary Mixtures of Bromoform with Benzene, Toluene, *p*-Xylene, Nitrobenzene, Acetonitrile, and Tetrahydrofuran. *Indian J. Chem.* **1988**, *27A*, 721–724.
- Aminabhavi, T. M.; Manjeshwar, L. S.; Halligudi, S. B.; Balundgi, R. H. Thermodynamics of Mixtures of Bromoform with Benzene, Toluene, *p*-Xylene, Acetonitrile, Nitrobenzene, and Tetrahydrofuran at 298.15, 308.15, and 318.15 K. *Indian J. Chem.* **1989**, *28A*, 217–221.
- Aminabhavi, T. M.; Aralaguppi, M. I.; Bindu, G.; Khinnavar, R. S. Densities, Shear Viscosities, Refractive Indices, and Speeds of Sound of Bis(2-methoxyethyl) ether with Hexane, Heptane, Octane, and 2,2,4-Trimethylpentane in the Temperature Interval 298.15 to 318.15 K. *J. Chem. Eng. Data* **1994**, *39*, 522–528.
- Aminabhavi, T. M.; Patil, V. B.; Aralaguppi, M. I.; Phylade, H. T. S. Density, Viscosity, and Refractive Index of the Binary Mixtures of Cyclohexane with Hexane, Heptane, Octane, Nonane, and Decane at (298.15, 303.15, and 308.15) K. *J. Chem. Eng. Data* **1996**, *41*, 521–525.
- Aralaguppi, M. I.; Aminabhavi, T. M.; Balundgi, R. H., and Joshi, S. S. Thermodynamic Interactions in Mixtures of Bromoform with Hydrocarbons. *J. Phys. Chem.* **1991**, *95*, 5299–5308.
- Aralaguppi, M. I.; Aminabhavi, T. M.; Balundgi, R. H. Excess Molar Volume, Excess Isentropic Compressibility, and Excess Molar Refraction of Binary Mixtures of Methylacetoacetate with Benzene, Toluene, *m*-Xylene, Mesitylene, and Anisole. *Fluid Phase Equilib.* **1992a**, *71*, 99–112.
- Aralaguppi, M. I.; Aminabhavi, T. M.; Harogoppad, S. B.; Balundgi, R. H. Thermodynamic Interactions in Binary Mixtures of Dimethyl Sulfoxide with Benzene, 1,3-Dimethylbenzene, 1,3,5-Trimethylbenzene, and Methoxybenzene from 298.15 to 308.15 K. *J. Chem. Eng. Data* **1992b**, *37*, 298–303.
- Aralaguppi, M. I.; Aminabhavi, T. M.; Balundgi, R. H. Shear Viscosities of Binary Mixtures of Methylacetoacetate with Benzene, Toluene, *m*-Xylene, 1,3,5-Trimethylbenzene, and Methoxybenzene at 298.15 K, 303.15 K, and 308.15 K. *Indian J. Technol.* **1993**, *31*, 734–738.
- Redlich, O.; Kister, A. T. Algebraic Representation of Thermodynamic Properties and the Classification of Solutions. *Ind. Eng. Chem.* **1948**, *40*, 345–348.
- Riddick, A. R.; Bunger, W. B.; Sakano, T. K. *Organic Solvents: Techniques of Chemistry*, Vol II.; Wiley-Interscience: New York, 1986.
- Singh, K. C.; Kalra, K. C.; Maken, S.; Yadav, B. L. Excess Values of 1-Propanol and 2-Propanol with Aromatic Hydrocarbons at 298.15 K. *J. Chem. Eng. Data* **1994**, *39*, 241–244.

Received for review September 8, 1998. Accepted January 25, 1999. Authors are thankful to the All India Council for Technical Education, New Delhi (F. No. 8017/BOR/RDII/96/ID No.138.23) for support of this study.

JE980219H